



## Help:Frequently used templates


Here is a list of the **most commonly used templates** in alphabetical order. For each template, the method of insertion, a preview and a simple description of the function is given. See the help for each template for details.

What are templates and what are they used for? Look here. Other less used templates can be found in Category:Templates.


Talk	...more detailed information and examples of use on the page Template:Talk	
<div>{{Talk}}</div>	<div>The accuracy of the article is under discussion.</div> <div><div>The content of the article „Help:Frequently used templates“ is now being debated. For more information, seediscussion.</div></div>	<p>This template indicates an article whose <b>content has been questioned</b>.</p> <p>It is inserted <b>in the article</b>, while also indicating on the talk page by whom and how the article was challenged.</p>


Term	...more detailed information and examples of use on the page Template:Term	
<pre>{{Term  eng = Liver  lat = Iecur  grc = Hepar }}</pre>		<p>This template adds the article to dictionary. It also allows the author to list different language versions of the term. In practice, the most common terms are <i>Czech</i>, <i>English</i>, <i>Latin</i> and <i>Greek</i>.</p> <p>We place the template <b>at the beginning of the article</b>.</p>

Stub	...more detailed information and examples of use on the page Template:Stub	
<div><div><div><div><div><div><span>{{Stub}}</span></div></div></div></div></div></div>	<div><div><div><div><div><div><span></span></div></div></div><div><div><div><span>This article is a stub.</span></div><div>You can join the authors (<a href="https://www.wikilectures.eu/index.php?title=Help:Frequently_used_templates&amp;action=history">https://www.wikilectures.eu/index.php?title=Help:Frequently_used_templates&amp;action=history</a>) and it. You can discuss the changes at discussion.</div></div></div></div></div></div>	<div><div><div>This template is used for articles that are <b>incomplete, unfinished</b> and need to be significantly expanded and completed.</div><div>The template is inserted <b>into the article</b>, usually at the end, placing the article in the Category:Stubs category.</div><div>Sometimes a better solution than expanding an article is to create a password from it.</div></div></div>

Details	...more detailed information and usage examples on Template:Details	
<div><div><div>{{Details Help:Templates}}</div></div></div>	<div><div><div> <i>For more information see Help:Templates.</i></div></div></div>	<div><div><div>Using this template it is possible to recommend other articles directly in the text where the reader can learn more about the issue.</div><div>The template is inserted <b>into the article</b>, at the place where the extension article needs to be referenced.</div></div></div>

Under construction	...more detailed information and examples of use on the page Template:Under construction	
<div><div><div>{{Under construction}}</div></div></div>	<div><div><div>Under construction / Forgotten</div><div>This article was marked by its author as <i>Under construction</i>, but the last edit is older than 30 days. If you want to edit this page, please try to contact its author first (you fill find him in the history (<a href="https://www.wikilectures.eu/index.php?title=Frequently_used_templates&amp;action=history">https://www.wikilectures.eu/index.php?title=Frequently_used_templates&amp;action=history</a>)). Watch the as well. If the author will not continue in work, remove the template {{Under construction}} and the page.</div><div>Last update: Wednesday, 29 Mar 2023 at 7.29 pm.</div></div></div>	<p>The <i>Under construction</i> template should be used if the author wants to indicate that the <b>article is not yet finished</b> and that he intends to return to it in the next few days. It is customary not to heavily edit articles marked in this way until the author has indicated by removing the template that he has completed his work.</p> <p>The template is inserted <b>into the article</b> and places it in Category:Work in progress. After 30 days, when the article has not been edited, it is moved to Category:Forgotten.</p>

Move	...more detailed information and examples of use on Template:Move	
<pre>{{Move  Help:Templates A-Z }}</pre>	<div> <div>This page should be moved</div> <div>  <p>This page should be moved to„Help:Templates A-Z“. Please, write your opinions to the discussion page.</p> </div> </div>	<p>This template can be used to suggest a <b>renaming</b> of an article (i.e. moving it under a more appropriate name).</p> <p>The template is inserted <b>into an article</b> or on a <b>talk page</b>, placing the article in the Category:Move category.</p>

Split	...more detailed information and examples of use on Template:Split	
<pre> {{Split  Name of the article 1  Name of the article 2 }}</pre>	<div>  <p>This article should be splitted into „Help:Templates A–K“ and „Help:Templates L–Z“.</p> <p>More detail information or other changes can be found on discussion page.</p> </div>	<p>The <i>Split</i> template can be used to suggest <b>splitting</b> a certain <b>part of the text</b> into a separate article or <b>splitting</b> an article into two or more separate ones.</p> <p>The template is inserted <b>in an article</b> or on a <b>talk page</b>, placing the article in the Category:Split].</p>

Unify articles	...more detailed information and examples of use on the page Template:Unify articles	
	<div>Page must be unified with another one!</div>	This Template identifies an article that is very similar in content to another

```
{{Unify
articles


|Help:Templates
}}
```




This page is thematically identical or very similar to the article „Help:Template“. Try to incorporate its contents into it, delete the moved parts and finally insert the code on it when it is completely empty. #REDIRECT [[Help:Template]] create a redirect to the completed article.

existing WikiScripts article, and therefore both **Unify articles** would be appropriate.

The template is inserted **into an article** or on a **talk page**, placing the article in the Category:Unify articles.

Delete	...more detailed information and examples of use on the page Template:Delete	
<div><pre>{{Delete  This article is completely unnecessary and I got nothing out of I've learned nothing from it. }}</pre></div>	This page is being considered for deletion	
	<div><p><b>Reason:</b> This article is completely unnecessary and I got nothing out of I've learned nothing from it.</p><div><p>If you do not agree with deletion of this page, remove the template {{Delete}} from of this page and clarify your opinion at the discussion page.</p></div></div>	<p>Template <i>Delete</i> recommends <b>article for deletion</b>. It is useful to include the reason for deletion as a parameter and also in the edit summary when saving.</p> <p>The template is placed <b>in the article</b>, placing the article in the Category:Delete category.</p>

Symptom	...more detailed information and examples of use on the page Template:Symptom	
<div><pre>{{Symptom  Abdominal pain}}</pre></div>	<div> Abdominal pain</div>	<p>Template puts the article in Category:Symptom. This is a category with articles where the clinical symptom of the disease is marked with this icon.</p>

Inserted article	...more detailed information and examples of use on the page Template:Inserted article	
<div><pre>{{subst:Inserted article}}</pre></div>	<div><pre>&lt;!------- *   INSERTED ARTICLE *   Warning – this article is used in other articles where it is inserted. If you are changing this article, you are changing other articles at the same moment. Please, be careful when you are editing it: *       1. Do not remove commands &lt;noinclude&gt; &lt;/noinclude&gt;. These commands usually mark parts which should not be used in other articles, when this article is being inserted. *       2. Do not change level of headings. *       3. Great expansion or removing of the text of the article can change the meaning of other articles. You can discuss all these changes on the discussion page of this article. *   All the articles, where this article is inserted can be found in ''Toolbox'' → ''What links here''. * *   Please, do not remove this comment. If you are not sure, you can contact our [[WikiLectures:Editorial board   editorial board]]. * *   This warning note is automatically inserted by inserting the template {{subst:Inserted article}}. -----&gt;&lt;includeonly&gt; * *   This notice is inserted by Template {{subst:Inserted article}}</pre></div>	<p>This Template is used <b>for Inserted articles</b>. It inserts <b>text</b> to alert users who want to edit the article to take into account the article in which the Inserted article is used.</p> <p>The template is placed <b>in the article</b>, placing the article in the Category:Inserted articles category. It is visible <b>only in the editing window</b>, it does not show any text in the normal preview.</p>

Add source	...more detailed information and examples of use on the page Template:Add source	
------------	--	--

{{Add source}}

[source?]

This Template indicates the part of the text that should be embellished - i.e., the reference to the literature from which the part of the text draws should be given.

For more information about sourcing in WikiLectures, see Hints.